

















Symbol-Legende Icon Legend

 Achtung <i>Attention</i>	 Europäischer Bevollmächtigter <i>European Authorized Representative</i>
 Artikelnummer <i>Article number</i>	 CE-Kennzeichnung <i>CE marking</i>
 einzelner Patient- mehrfach anwendbar <i>single patient- multiple use</i>	 Übersetzung <i>Translation</i>
 Reinigung <i>Cleaning</i>	 Vertriebspartner <i>Distributor</i>
 Hersteller <i>Manufacturer</i>	 Importeur <i>Importer</i>
 Nicht bleichen <i>Do not bleach</i>	 Keine chemische Reinigung <i>No chemical cleaning</i>
 Nicht bügeln <i>Do not iron</i>	 Nicht im Trockner trocknen <i>Do not tumble-dry</i>
 Umpacken <i>Repackaging</i>	 Prothese <i>Prosthesis</i>

Qualität und Funktion

Gebrauchsanweisung Instruction Manual

F90 Uniprox Multiaxial Karbon Fuß *F90 Uniprox Multiaxial Carbon-Foot*




QR-Code Download GA



QR-Code Download IFU



 Uniprox GmbH & Co.KG
H.-Heine-Str.4
07937 Zeulenroda-Triebes

Tel. +49 (0) 36628-66-33 00
Fax +49 (0) 36628-66-33 55
E-Mail info@uniprox.de



Rev.5-2025-01_F90



Please read the IFU carefully before fitting. Only correct usage will warrant the function.

1. Intended Use



Prosthetic feet are the base structure of a lower limb prosthesis.

2. Technical Data

Patient body weight limit: < 125 kg

Patient Mobility levels (according MDS): 2, 3, 4

REF

Order No.	Sizes	Heel Height	Installation Height	Weight (Size 27)	Article No.
F90-ZZ X	24 - 30	10 mm	135 mm	810 g	4 602 030 0X 00 0ZZ

ZZ = Size (24-30), X = Side (left/ right)

Material used:

The foot consists of plastic segments with a carbon sole, an aluminum ankle adapter with a steel pyramid and elastomer bumpers.

2.1 Individual and spare parts

The following individual and spare parts are available from stock. For other spare parts, contact Uniprox customer service.

Order No.	Description	Article No.
E-F80-PV2	Bumper anterior 85 Shore	4 602 029 00 02 000
E-F80-PV3	Bumper anterior 95 Shore	4 602 029 00 03 000
E-F80-PV4	Bumper anterior 105 Shore	4 602 029 00 04 000
E-F80-PM1	Bumper axial 85 Shore, 1 pair	4 602 029 00 05 000
E-F80-PM2	Bumper axial 95 Shore, 1 pair	4 602 029 00 06 000
E-F80-PH1	Bumper posterior 55 Shore	4 602 029 00 16 000
E-F80-PH2	Bumper posterior 65 Shore	4 602 029 00 17 000
E-F80-PH3	Bumper posterior 75 Shore	4 602 029 00 18 000
E-F80-PH4	Bumper posterior 85 Shore	4 602 029 00 19 000
E-F80-PS	Bumper für F90	4 602 029 00 28 000
E-F80-ZZ X*	Footshell for F90	4 602 029 0X 00 0ZZ
E-F60-SS	Spectra Sock	4 603 019 00 39 000
E-F80-AP1	Footshell Connection Plate (Size 24 – 26)	4 602 029 00 00 002
E-F80-AP2	Footshell Connection Plate (Size 27 – 30)	4 602 029 00 00 003
MM202	Lithium grease	4 690 240 00 89 100

ZZ = Size (24-30), X = Side (left/ right)

3. Indications/ Contraindications

Indications:

- Leg amputation
- Dysmelia

Contraindications:

- None

4. Side effects

There are no known side effects.

5. General Instructions



- This medical product is designed for single patient, multiple use.
- Fitting/ service of the medical device is only allowed by a certificated orthopedic professional.
- The patient must be instructed by the technician on correct use and informed about possible side effects/ residual risks.
- The foot can be used at temperatures from -10°C to +50°C.
- We recommend an installation and function check by a specialist in case of malfunction, abnormalities such as external forces.
- Improper modification or application to the product is not allowed. In case of non-observance, the function of the product may be impaired, so that product liability is excluded.
- Avoid exposing any aluminum adapter to corrosives such as salt water, chlorinated water, ammonia, highly acidic, or highly alkaline agents. In case of exposure, rinse with fresh water and allow to thoroughly dry.

6. Residual risks

Despite proper installation and use of the fitting parts in a prosthesis, adverse circumstances can lead to insecurity (e.g. stumbling, loss of balance, falling).

7. Installation


For the correct A/P position of the foot, position the socket's reference line (socket – ankle) approximately 0-5 mm posterior of the socket position.

The F90 foot will be supplied pre-assembled. For preferred gait and comfort, correct bumper selection is needed. To choose the desired setting, start with the stiffest bumper and change to softer bumpers when necessary.



7.1 Changing bumpers

Plantar flex the foot by compressing the posterior bumper. Remove the anterior bumper. Then dorsal flex the foot to remove the posterior bumper. Insert the selected bumpers vice versa.



For changing the axial bumpers, first remove one of the axle bolts. Then fully slide out the axle. Plug the axial bumpers into the ankle part.



After assembly, the axle bolts must be tightened to 6 Nm and secured with Loctite® 222

When using new bumpers, grease all slide and contact surfaces with Lithium grease® MM202.



8. Maintenance and Cleaning

Regular foot function checks are needed to guarantee the warranty of the F90 foot. Preferably every 6 months (maximum every 12 months). When a malfunction of the foot occurs that cannot be resolved by changing worn out parts, the foot needs to be returned to Uniprox for inspection.



The F90 Uniprox Multiaxial Carbon Foot can be cleaned with soap and lukewarm water.

Do not use aggressive cleaning agents, as these may cause negative impact on the components of the foot.

9. CE-Conformity

The product satisfies the requirements of Regulation (EU) 2017/745 of the European Parliament and of the Council (MDR) and bears the CE mark. All major incidents related to the product needs to be informed to Uniprox and the competence European Authority.

10. Warranty and Guarantee

The service life is 3 million step cycles.

The final assessment lies with the supervising technician, taking the user's activity into account.

Warranty is provided under the terms of sale and supply of Uniprox GmbH & Co. KG provided that the above conditions are met.

11. Storage and Disposal

There are no special storage regulations for the foot.

The product is disposable with standard household garbage.

Please direct any questions to:

Customer Service: + 49 (0) 36628-66-33 70

Fax: + 49 (0) 36628-66-33 77

E-mail: info@uniprox.de