
















## Symbol-Legende Icon Legend

|  |   |
|--|---|
|  Achtung<br>Attention  |  Europäischer Bevollmächtigter<br>European Authorized Representative |
|  Artikelnummer<br>Article number   |  CE-Kennzeichnung<br>CE marking                                      |
|  einzelner Patient-<br>mehrfach anwendbar<br>single patient-<br>multiple use |  Übersetzung<br>Translation  |
|  Reinigung<br>Cleaning   |  Vertriebspartner<br>Distributor                                     |
|  Hersteller<br>Manufacturer  |  Importeur<br>Importer   |
|  Nicht bleichen<br>Do not bleach   |  Keine chemische Reinigung<br>No chemical cleaning                   |
|  Nicht bügeln<br>Do not iron   |  Nicht im Trockner trocknen<br>Do not tumble-dry                     |
|  Umpacken<br>Repackaging   |  Prothese<br>Prosthesis  |

QR-Code Download GA



QR-Code Download IFU



 Uniprox GmbH & Co. KG  
H.-Heine-Str.4  
07937 Zeulenroda-Triebes

Tel. +49 (0) 36628-66-33 00  
Fax +49 (0) 36628-66-33 55  
E-Mail [info@uniprox.de](mailto:info@uniprox.de)



Ein Unternehmen der Bauerfeind Gruppe – [www.uniprox.de](http://www.uniprox.de)

Qualität und Funktion

## Gebrauchsanweisung Instruction Manual

## Verschlussstücke ShL5B, ShL50B Locking Device ShL5B, ShL50B



Rev.1-2025-02\_ShL5B+ShL50B\_112448

unique prosthetic solutions  
A company of the Bauerfeind Group

 uniprox®



Please read the IFU carefully before fitting. Only correct usage will warrant the function.

### 1. Intended Use



Socket fixations are used to securely connect the residual limb in the socket of a leg prosthesis.

### 2. Technical data

- with clutch lock
- ShL5B: max. body weight 100 kg
- ShL50B: max. body weight 125 kg

#### REF

| Order No. | Material | Weight | Install. height | Art. No.            |
|-----------|----------|--------|-----------------|---------------------|
| ShL5B     | Aluminum | 146 g  | 40 mm           | 4 147 030 00 11 001 |
| ShL50B    | Aluminum | 200 g  | 30 mm           | 4 655 050 00 02 000 |

### 2.1 Individual and spare parts

| Order No. | Description              | Art. No.            |
|-----------|--------------------------|---------------------|
| E-ShL16   | Patient's key            | 4 147 009 59 00 000 |
| E-ShL17   | Pin, Clutch 55 mm        | 4 147 029 04 00 000 |
| E-ShL18   | Pin, Clutch 90 mm        | 4 147 029 00 01 000 |
| E-ShL56   | Mechanics ShL20 a. ShL5B | 4 655 029 00 01 000 |
| E-ShL58   | Push Button-Set ShL      | 4 655 029 00 03 000 |

### 2.2 Adapter options

*proximal (ShL5B, ShL50B):* A19St, A20St, A21St  
*distal (only with ShL5B):* A22St, A22Ti, A23St, A23Ti, A25Ti

### 3. Indications/ Contraindications

Indications:

- Leg amputation
- Dysmelia

Contraindications:

- sensitive distal end of residual limb

### 4. Side effects

Irritation at the end of the stump due to increased tensile stress.

### 5. General safety instructions



- This medical product is designed for single patient, multiple use.
- Fitting/ service of this medical device is only allowed by a certificated orthopedic professional.
- The patient must be instructed by the technician on correct use and informed about possible side effects/ residual risks.
- The patient should be instructed to don the liner so, that the distal pin is correctly aligned. If the pin is not aligned correctly, this could cause unsafe attachment to the locking device and/ or a jammed pin, what will be difficult to release, or that the pin will not be securely locked in the mechanism.
- We recommend an installation and function check by a specialist in case of malfunction, abnormalities such as external forces.
- Improper modification or application to the product is not allowed. In case of non-observance, the function of the product may be impaired, so that product liability is excluded.

### 6. Residual risks

If the liner is applied inaccurately (incorrect alignment of the pin), locking problems can occur with the closure piece.

Despite proper installation and use of the fitting parts in a prosthesis, adverse circumstances can lead to insecurity (e.g. stumbling, loss of balance, falling).

## 7. Installation

The locking device must be screwed-on all the way down to the surface of the lamination anchor. The Locking Device can be turned-out **max. 270°** in order to place it in the required position. Breakage of the housing can occur if it is unscrewed more than the above mentioned amount.

After positioning the Locking Device, tighten the securing cap screw of the lamination anchor to a torque of 8 Nm.

Secure with Loctite® 222 when finishing the prosthesis.

For both ShL, the aluminum release button can be shortened from the inside to the 4th groove:



The release button must be secured with Loctite® 243.  
Make sure that no Loctite penetrates the mechanism

In addition, the following must be observed with the ShL5B:

The distal threaded adaptor must be screwed-on up to the surface of the ShL 5B. The threaded attachment adaptor can be secured with the M4 screw **ONLY** for trial purposes. Bond the screw with the included UHU adhesive.

## 8. Cleaning



A 12 months check of the locking device is recommended. During maintenance, the locking shaft and sleeve must be greased (e.g. MM202 lithium grease).

Cleaning:

- Compressed Air up to 2 bar
- Soap and hand warm water
- Do not use aggressive solvents for cleaning.

## 9. CE-Conformity

The product satisfies the requirements of Regulation (EU) 2017/745 of the European Parliament and of the Council (MDR) and bears the CE mark. All major incidents related to the product needs to be informed to Uniprox and the competence European Authority.

## 10. Warranty and Guarantee

Depending on the degree of usage, the locking device can generally be used for 5 years with regular maintenance.

Warranty is provided under the terms of sale and supply of Uniprox GmbH & Co. KG provided that the above conditions are met.

## 11. Storage and Disposal

This product has no special storage regulations.  
Please note the country-specific disposal.

### Please direct any questions to:

Customer Service: + 49 (0) 36628-66-33 70  
Fax: + 49 (0) 36628-66-33 77  
E-mail: info@uniprox.de